
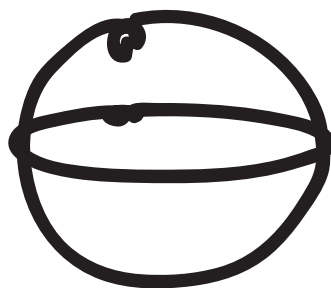


Buy 75- 100 feet of 19 or 20 gauge stainless steel wire. You will also need wire clippers



Make a loop about 7- 8" in diameter

STEP 1




Make another loop the same size; attach.

STEP 2




Make another loop; attach.

STEP 3




Another.

STEP 4



Make a triangle for beak; attach.

STEP 5




Make another sphere like in Step 4; attach

STEP 6




Make neck = attach body to head with wire.  
Make tail by looping wire thru body  
and attach at base of head

STEP 7




Make tail: make more loops

STEP 8




Make T-shaped wings  
with an arc at bottom.

STEP 9




STEP 10

Add loops to the arc part of wing.



STEP 11

Add loops on the other side too



STEP 12

Add more wire to add structure and support for body, wings, tail